



**Page 2 – Existing Member Online Account Login**

**Page 2 – Online Account Creation & Password Retrieval**

**Page 3 – Purchasing a Membership**

**Page 3 – Purchasing a Group Fitness Session, Punch Card or Drop-In**

**Pages 4 & 5 – Health Club Credit Enrollment (Insurance \$ kickback)**

**Non- or New Member  
(or Non-Primary Account Holder, such as a spouse)  
Online Account Creation**

1. Go to the Governors' Waterpark & Fitness Center Online Account website  
<https://clients.mindbodyonline.com/classic/ws?studioid=677559&stype=-98>
2. Click on "Create An Account"
3. This will take you through the account creation process.

**Existing Member  
Password Retrieval Instructions**

1. Go to the Governors' Waterpark & Fitness Center Online Account website  
<https://clients.mindbodyonline.com/classic/ws?studioid=677559&stype=-98>
2. Click on "Need Password"
3. Enter the email and exact name associated with your account (if you're not sure what that/those is/are or if you don't have an email associated with your account yet please contact the manager at [Fitness@CassInn.com](mailto:Fitness@CassInn.com) or 701-347-4524.
4. You will then receive an email with a link to create a password for your account.

## **Purchasing a Membership**

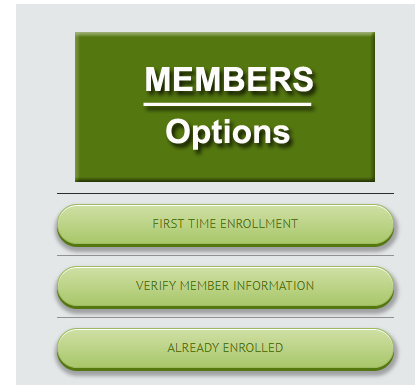
1. If you have not yet created an online account, please see directions on the bottom half of page 2 and follow those instructions first.
2. Go to <http://www.governorsinnnd.com/fitnesscenter.html> to download the membership form. Fill out the form and bring in to the fitness center or email it to [Fitness@CassInn.com](mailto:Fitness@CassInn.com) and call 701-347-4524 to provide billing information and to finish membership setup.
3. Stop at the fitness center to pick up your key fob(s). You will automatically be billed \$10 for your key fob. If you need an extra key fob you may purchase it through the Online Store at the Governors' Waterpark & Fitness Center Online Account website  
<https://clients.mindbodyonline.com/classic/ws?studioid=677559&stype=-98>

## **Purchasing a Group Fitness Session, Punch Card or Drop-In**

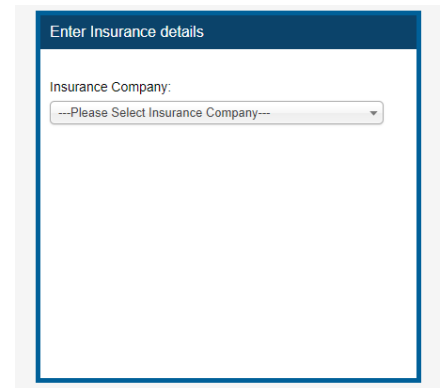
1. If you have not yet created an online account, please see directions on the bottom half of page 2 and follow those instructions first.
2. Login to your online account
3. Click on "Classes" to view the upcoming class schedules and descriptions
4. Click on "Online Store"
5. Click on "Services"
6. Here you will find all the available class sessions, a punch card option and drop-in fee available for purchase.
7. Make your selection and purchase.
8. Once you've made your purchase, you'll be asked to enroll in any/all available dates for classes to assure a spot.
9. Be sure also to download the MindBody app that you can use to make purchases, see schedules, book, cancel, etc. You will use the same login and password as your online account site to enter the app.

## Health Club Credit Enrollment (Insurance \$ Kickback)

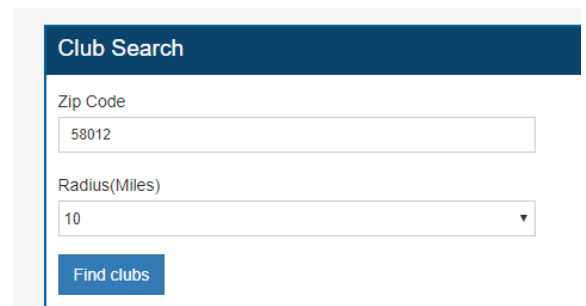
1. Contact your insurance provider to see if you or others on your membership, such as a spouse or significant other, each qualify for a “Health Club Credit” based on your plan(s). Typically, your provider will require you to go to their website and fill out a survey or health assessment of some kind, as well as attend the facility a minimum number of times per month.
2. Go to NIHCarewards.org
3. Click on “First Time Enrollment” under Members Options



4. Select your insurance company.

A screenshot of a web form titled "Enter Insurance details". It contains a label "Insurance Company:" followed by a dropdown menu. The dropdown menu is currently set to "--Please Select Insurance Company--".

5. Enter 58012 into the Zip Code Search Bar and click “Find Clubs”

A screenshot of a web form titled "Club Search". It contains a "Zip Code" input field with "58012" entered, a "Radius(Miles)" dropdown menu set to "10", and a blue "Find clubs" button.

6. Click on “Enroll Online” next to the Governors’ Fitness Center

Club	Address	Phone#	Amenities	Action
Governors Fitness Center - Casselton	2050 Governors Dr., , Casselton, North Dakota, 58012	(701) 347-4524		<a href="#">Enroll Online</a>

7. Read through regulations provided, check the consent box and click “Apply”

National Independent Health Club Association (NIHCA) is an in-  
enrollment location search and registration tool.

I understand and consent to the terms stated above.

[Apply](#)

8. Fill out Member Enrollment information.

- a. Fill the “Subscriber ID” box with your insurance ID from your insurance card (YAQ123...)
- b. Contact the Governors’ Fitness Center for your “Fitness Center Barcode” number.
  - i. [Fitness@CassInn.com](mailto:Fitness@CassInn.com)
  - ii. 701-347-4524

**Member Enrollment**

First Name      Middle Name      Last Name

Subscriber ID      Fitness Center Barcode

Monthly Membership Dues

\$

9. Click “Submit” when finished

**\*Your health club credit reimbursement should be credited back monthly into the account you provided. *ALL REQUIREMENTS MUST BE MET THROUGH YOUR INSURANCE PROVIDER BEFORE NIHCA WILL PROVIDE THE MONTHLY KICKBACK.***